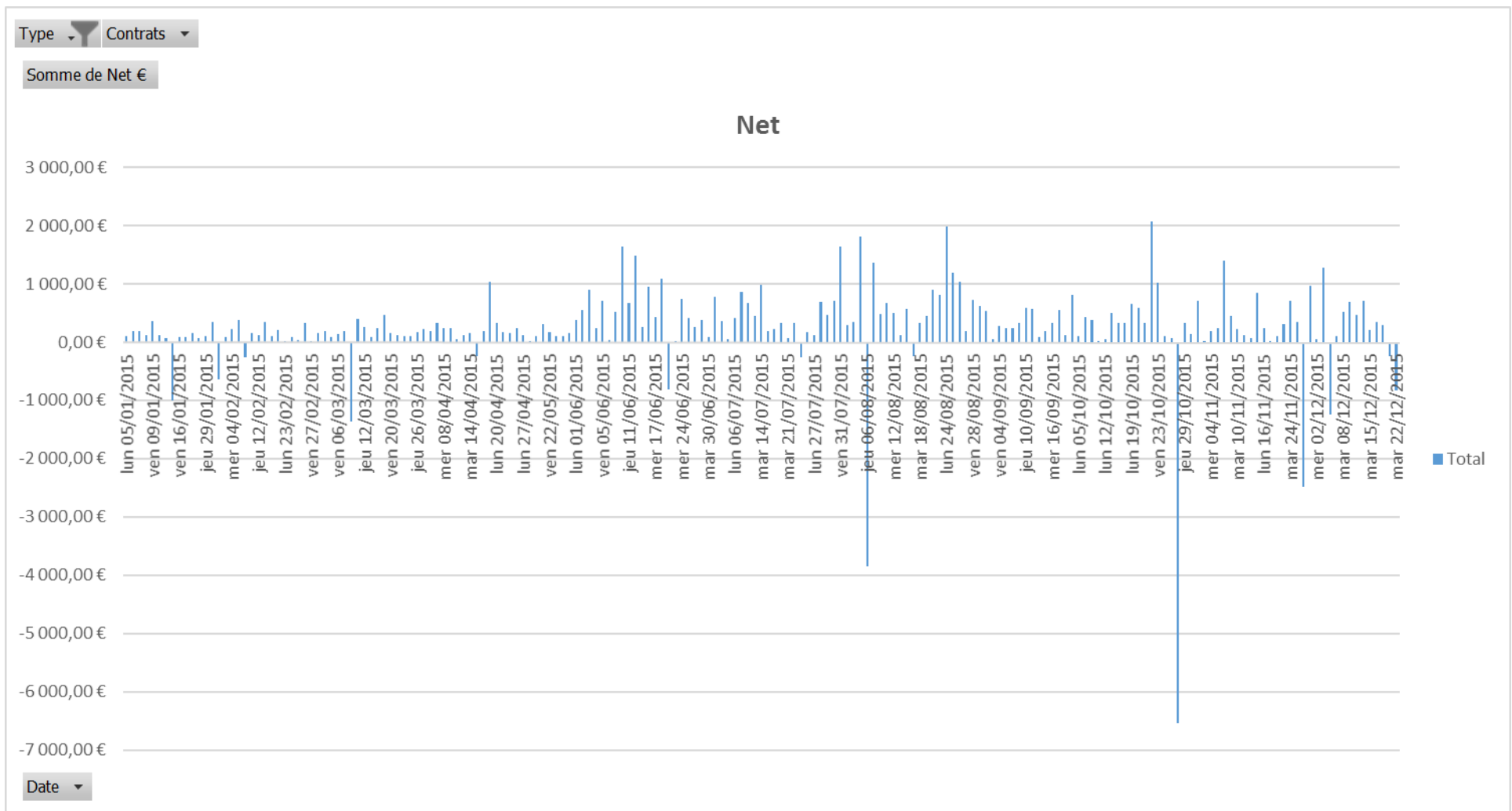
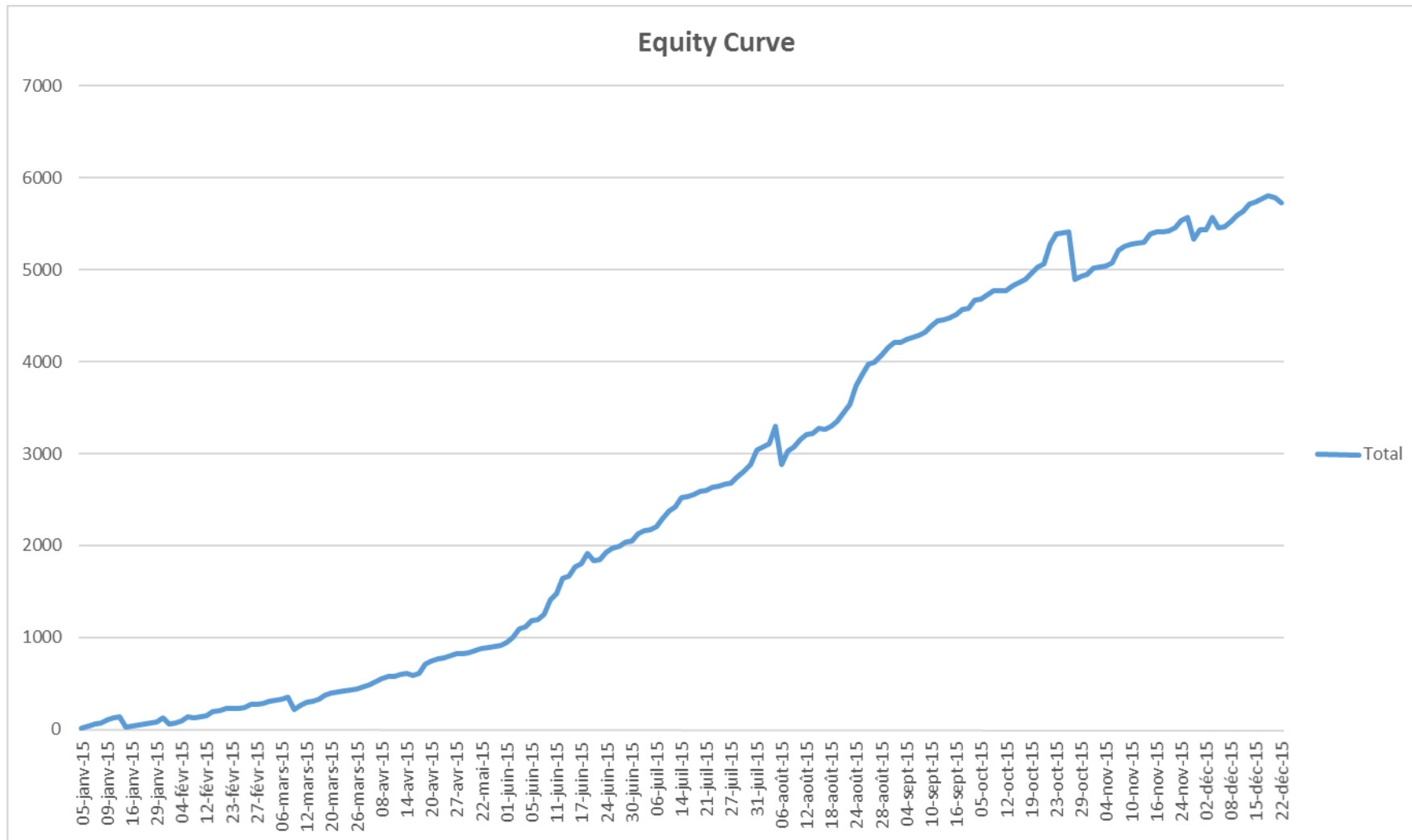


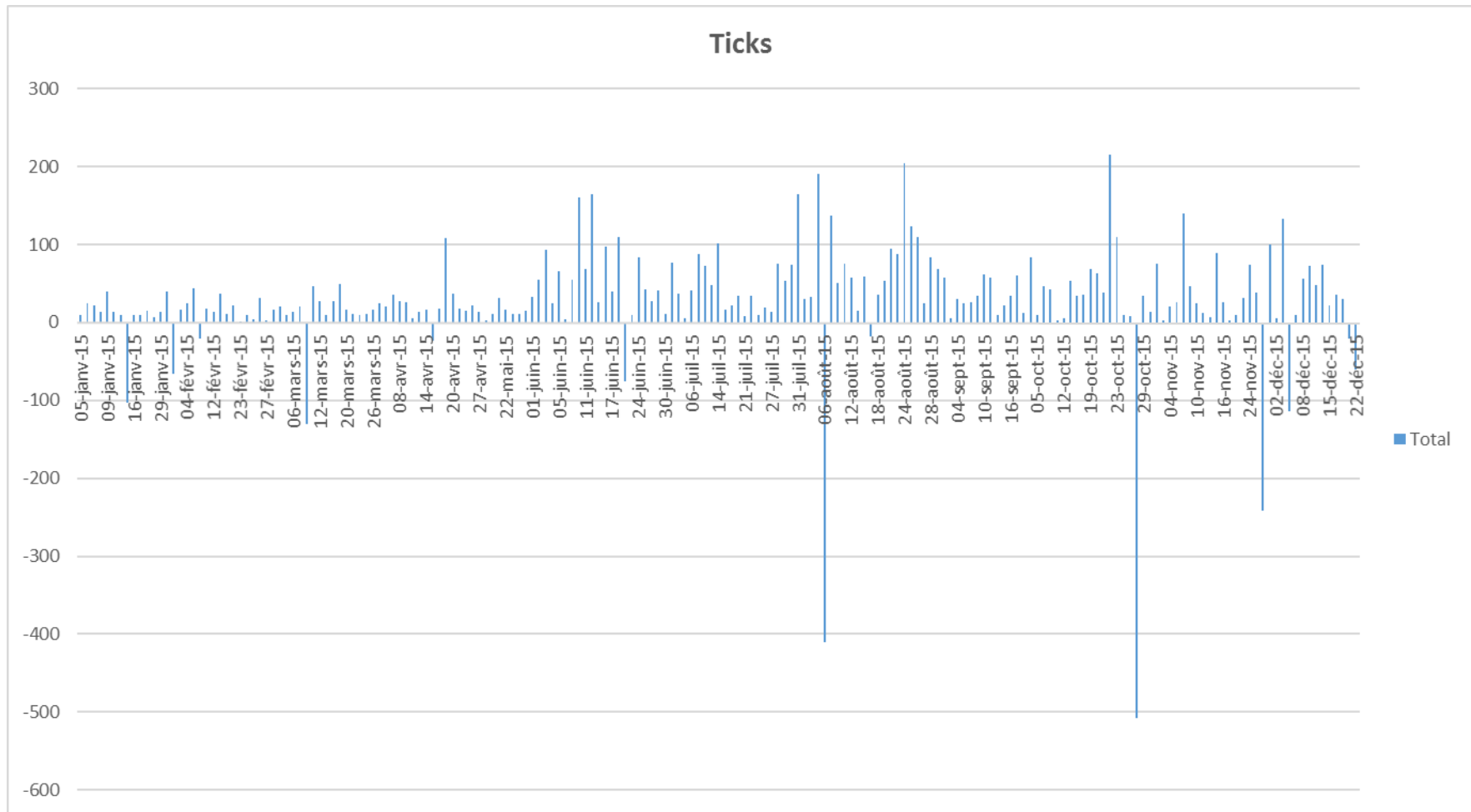
Equity Curve 2015 en Euros (Net de commissions, hors abonnements)



Net 2015 en Euros (Net de commissions, hors abonnements)



Equity Curve 2015 en Ticks

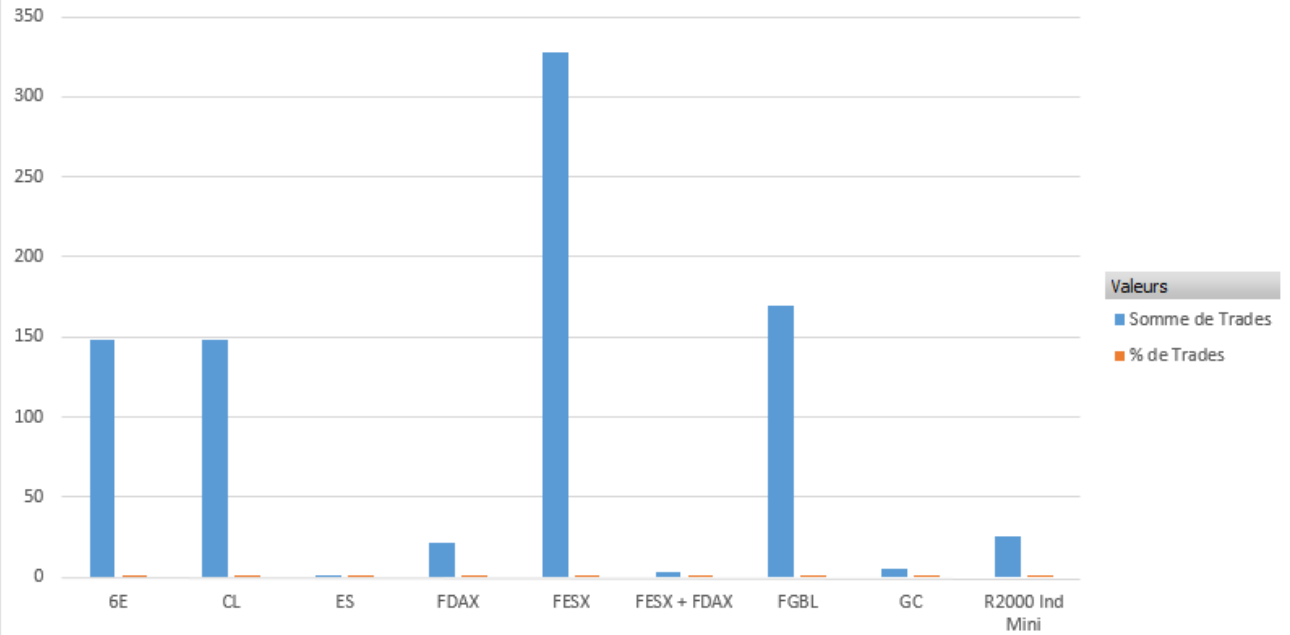


Net 2015 en Ticks

Étiquettes de lignes	Somme de Trades	% de Trades
6E	148	17,43%
CL	148	17,43%
ES	1	0,12%
FDAX	21	2,47%
FESX	328	38,63%
FESX + FDAX	3	0,35%
FGBL	170	20,02%
GC	5	0,59%
R2000 Ind Mini	25	2,94%
<b>Total général</b>	<b>849</b>	<b>100,00%</b>

Currency ▼ Spread ▼ B/S ▼ Pattes ▼ P&L ▼ Date ▼  
 Somme de Trades % de Trades

### Nbre de Trades / Contrat



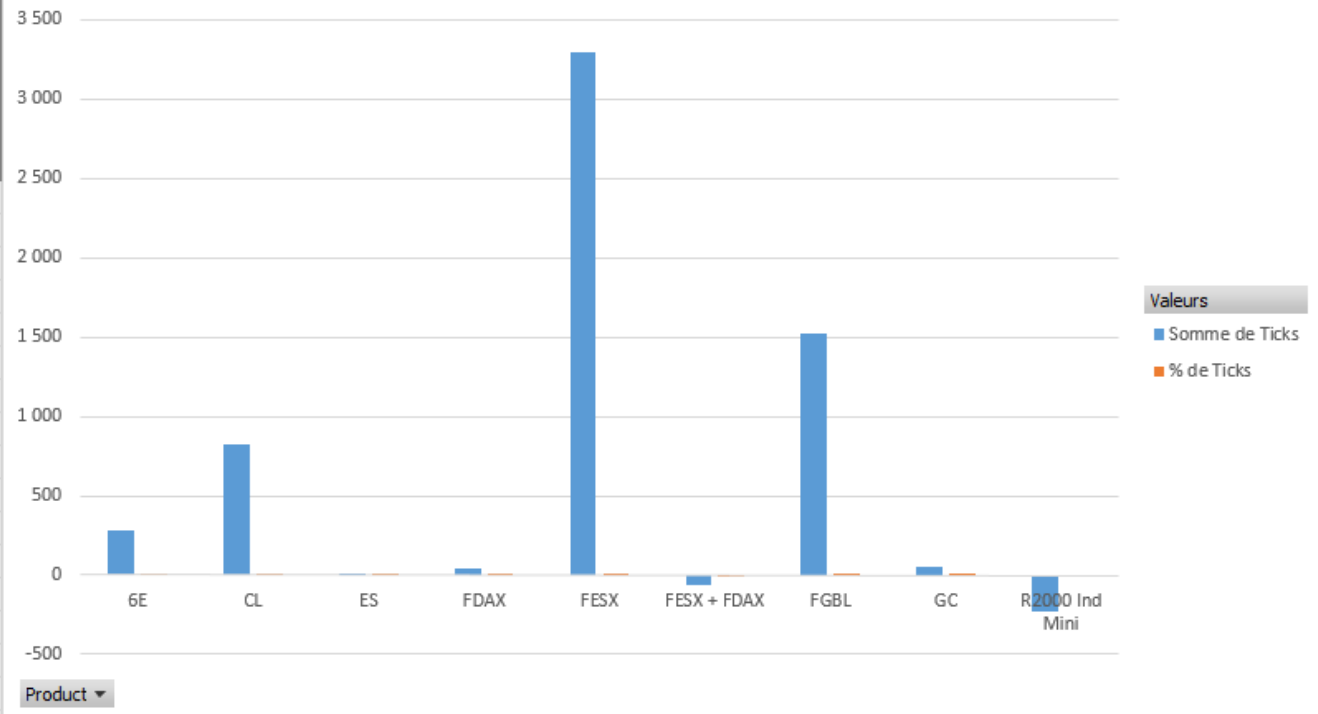
Product ▼

Étiquettes de lignes	Somme de Ticks	% de Ticks
6E	278	4,86%
CL	828	14,47%
ES	8	0,14%
FDAX	38	0,66%
FESX	3 297	57,62%
FESX + FDAX	-66	-1,15%
FGBL	1 522	26,60%
GC	50	0,87%
R2000 Ind Mini	-233	-4,07%
<b>Total général</b>	<b>5 722</b>	<b>100,00%</b>

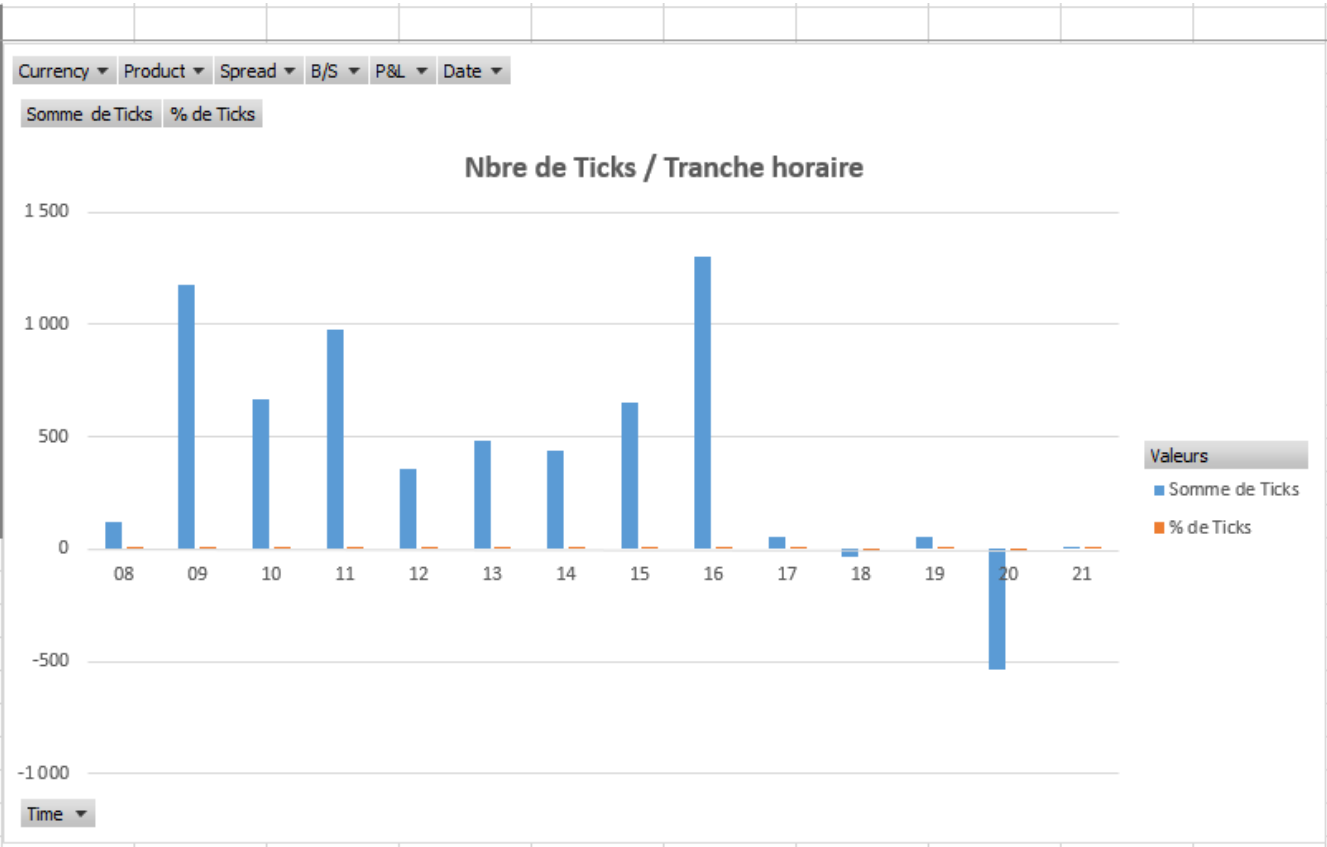
Currency Spread B/S Pattes P&L Date

Somme de Ticks % de Ticks

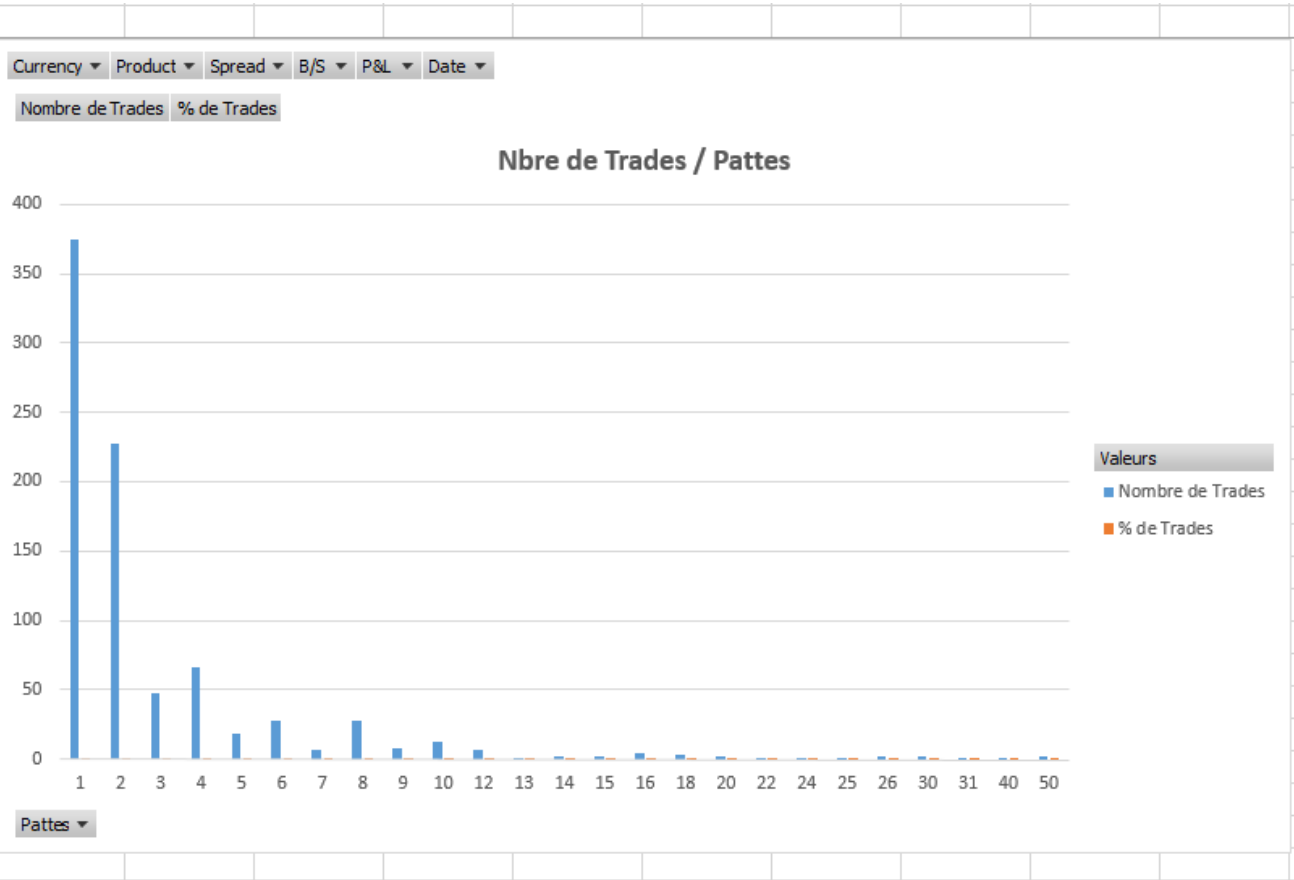
### Nbre de Ticks / Contrat



Étiquettes de lignes	Somme de Ticks	% de Ticks
08	122	2,13%
09	1 176	20,55%
10	666	11,64%
11	980	17,13%
12	354	6,19%
13	481	8,41%
14	440	7,69%
15	650	11,36%
16	1 303	22,77%
17	58	1,01%
18	-32	-0,56%
19	54	0,94%
20	-538	-9,40%
21	8	0,14%
<b>Total général</b>	<b>5 722</b>	<b>100,00%</b>

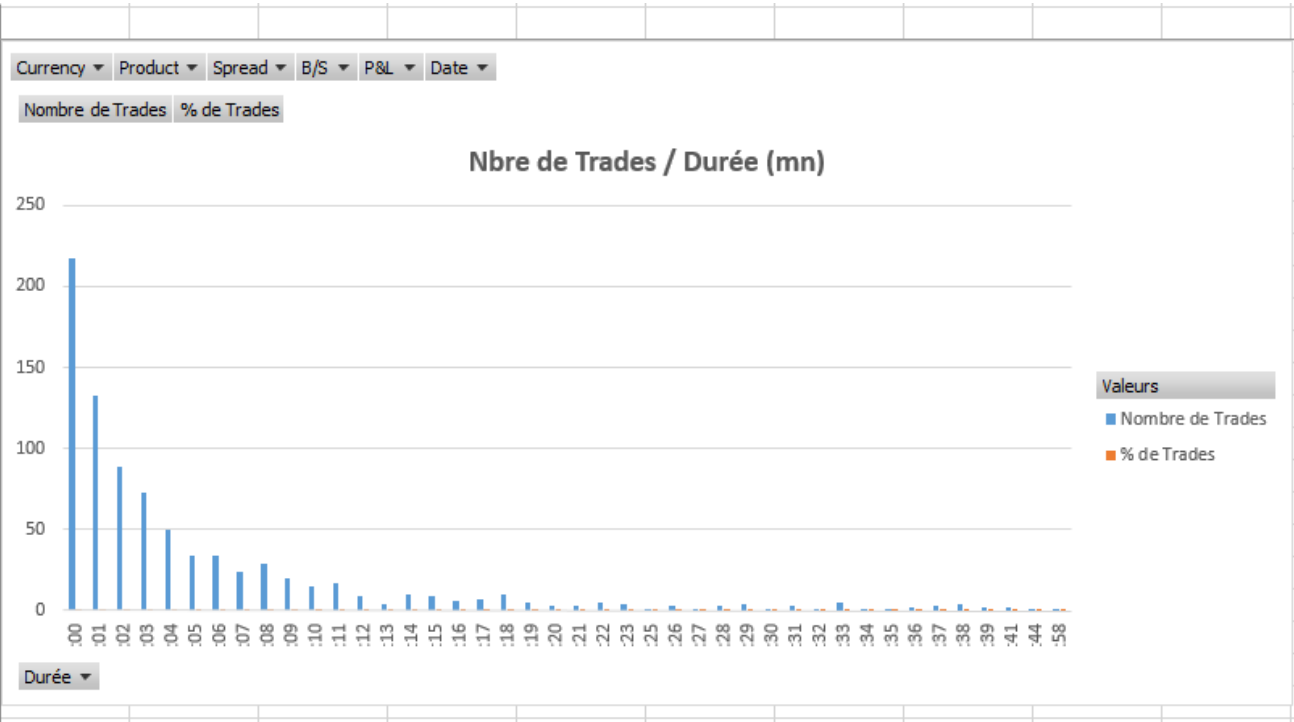


Étiquettes de lignes	Nombre de Trades	% de Trades
1	374	44,05%
2	227	26,74%
3	48	5,65%
4	66	7,77%
5	18	2,12%
6	28	3,30%
7	7	0,82%
8	28	3,30%
9	8	0,94%
10	13	1,53%
12	7	0,82%
13	1	0,12%
14	2	0,24%
15	2	0,24%
16	4	0,47%
18	3	0,35%
20	2	0,24%
22	1	0,12%
24	1	0,12%
25	1	0,12%
26	2	0,24%
30	2	0,24%
31	1	0,12%
40	1	0,12%
50	2	0,24%
<b>Total général</b>	<b>849</b>	<b>100,00%</b>





Étiquettes de lignes	Nombre de Trades	% de Trades
:00	217	25,56%
:01	133	15,67%
:02	89	10,48%
:03	73	8,60%
:04	50	5,89%
:05	34	4,00%
:06	34	4,00%
:07	24	2,83%
:08	29	3,42%
:09	20	2,36%
:10	15	1,77%
:11	17	2,00%
:12	9	1,06%
:13	4	0,47%
:14	10	1,18%
:15	9	1,06%
:16	6	0,71%
:17	7	0,82%
:18	10	1,18%
:19	5	0,59%
:20	3	0,35%

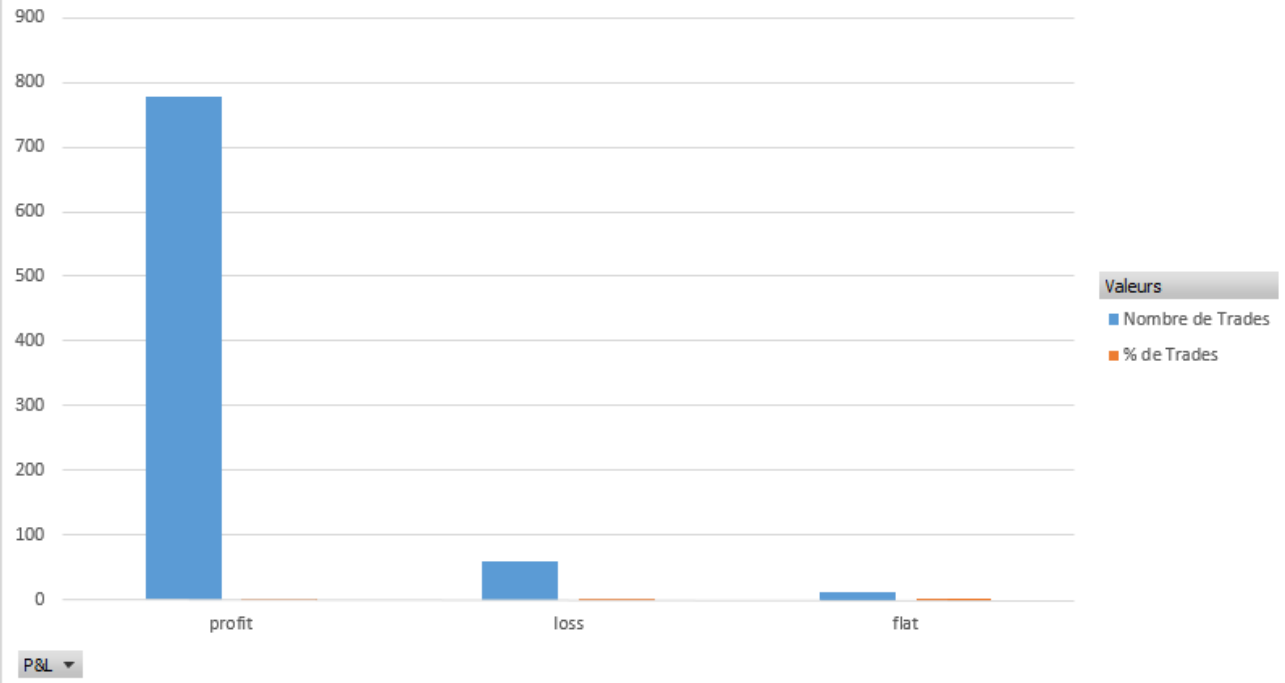


Étiquettes de lignes	Nombre de Trades	% de Trades
profit	777	91,52%
loss	59	6,95%
flat	13	1,53%
<b>Total général</b>	<b>849</b>	<b>100,00%</b>

Currency Product Spread B/S Pattes Date

Nombre de Trades % de Trades

### Profit & Loss



P&L